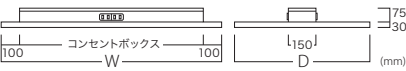


VTA-027-CB

コンセント2箇所(計4口) 2 outlets (4 total)


D/W (mm)	1200	1400	1600
900	¥122,500	¥136,000	¥147,400
1200	¥133,500	¥155,200	¥169,000



コンセント4箇所(計8口) 4 outlets (8 total)

D/W (mm)	1800	2000	2200
900	¥161,400	¥214,000	¥230,100
1200	¥186,900	¥221,400	¥251,900

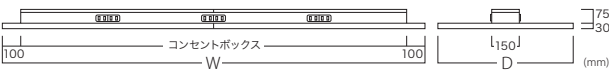
※W2200以上は2分割です。 * All sizes W2200 and above are divided into two sections.



コンセント6箇所(計12口) 6 outlets (12 total)

D/W (mm)	2400
900	¥254,900
1200	¥267,600

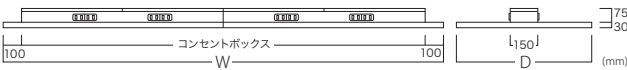
※W2400以上は2分割です。 * All sizes W2400 and above are divided into two sections.



コンセント8箇所(計16口) 8 outlets (16 total)

D/W (mm)	2600	2800	3000	3200	3400	3600
900	¥358,700	¥362,500	¥405,700	¥410,200	¥412,000	¥416,100
1200	¥399,900	¥403,000	¥447,800	¥455,900	¥462,200	¥470,100

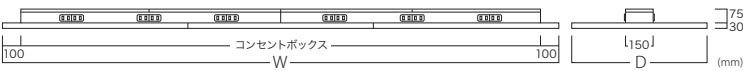
※W2600以上は2分割です。 * All sizes W2600 and above are divided into two sections.



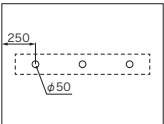
コンセント12箇所(計24口) 12 outlets (24 total)

D/W (mm)	3800	4000	4200	4400	4600	4800
900	¥521,400	¥538,700	¥556,300	¥574,400	¥594,600	¥613,000
1200	¥583,700	¥600,100	¥617,100	¥636,000	¥659,300	¥681,500

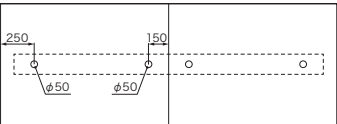
※W3800以上は3分割です。 * All sizes W3800 and above are divided into three sections.



延長コード開口図 Extension cord opening diagram



W2,400以下 W2,400 or less
※全サイズ共通で天板に3箇所穴が空いています。
* All sizes have 3 holes on the top plate.



W2,600以上 W2,600 or more
※全サイズ共通で天板に4箇所穴が空いています。
* All sizes have 4 holes on the top plate.